

PRODUCT INFORMATION SHEET

Monoclonal antibodies detecting human antigens

CD193

PURE	RUO	REF	IQP-647P	▽ 100 test
FITC	RUO	REF	IQP-647F	▽ 100 test
R-PE	RUO	REF	IQP-647R	▽ 100 test
APC	RUO	REF	IQP-647A	▽ 100 test

RUO **For Research Use Only**



Description

Clone 5E8

Isotype Murine IgG2b

Specificity The mouse monoclonal antibody 5E8 recognizes CD193 (chemokine receptor 3), an approximately 41 kDa protein expressed above all in eosinophils and basophils.

Species Human

Summary CD193 / CCR3 is a G-protein coupled receptor for several chemokines, namely CCL11 (eotaxin), CCL26 (eotaxin-3), CCL7 (MCP-4), or CCL5 (RANTES). It is highly expressed on eosinophils and basophils, and is also detected in TH1 and TH2 cells, as well as in airway epithelial cells. CD193 is the key eosinophil chemokine receptor responsible for regulation of eosinophil migration and function. This receptor may contribute to the accumulation and activation of eosinophils and other inflammatory cells in the allergic airway. It is also known to be an entry co-receptor for HIV-1.

Applications FC. Determining optimal working dilutions by titration test.

Limitations

1. Conjugates with brighter fluorochromes, like PE and APC, will have a greater separation than those with dyes like FITC and CyQ. When populations overlap, the percentage of positive cells using a selected marker can be affected by the choice of fluorescent label.
2. Use of monoclonal antibodies in patient treatment can interfere with antigen target recognition by this reagent. This should be taken into account when samples are analyzed from patients treated in this fashion. IQ Products has not characterized the effect of the presence of therapeutic antibodies on the performance of this reagent.
3. Reagents can be used in different combinations, therefore laboratories need to become familiar performance characteristics of each antibody in relation with the combined markers in normal and abnormal samples.
4. Reagent performance can be affected by the use of anticoagulants.



Handling and Storage

Antibodies are supplied in phosphate buffered saline (PBS) with 15 mM sodium azide, approx. pH 7.4. Store the vials at 2-8°C. Monoclonal antibodies should be protected from prolonged exposure to light when conjugated with fluorochromes. Reagents are stable for the period shown on the vial label when stored properly.

Warranty Products sold hereunder are warranted only to conform to the quantity and contents stated on the label at the time of delivery to the customer. There are no warranties, expressed or implied, which extend beyond the description on the label of the product. IQ Products is not liable for property damage, personal injury, or economic loss caused by the product.

Characterization












To ensure consistently high-quality reagents, each batch of monoclonal antibody is tested for conformance with characteristics of a standard reagent.

Warning All products contain sodiumazide. This chemical is poisonous and hazardous. Handling should be done by trained staff only.


References

1. Morshed M, Hlushchuk R, Simon D, Walls AF, Obata-Ninomiya K, Karasuyama H, Djonov V, Eggel A, Kaufmann T, Simon HU, Yousefi S: NADPH oxidase-independent formation of extracellular DNA traps by basophils. J Immunol. 2014 Jun 1;192(11):5314-23.

Explanation of used symbols

	Consult instructions for use
	Catalogue number
	Sufficient for
	Caution, consult accompanying document
	Keep away from (sun)light
	Biological risks
	Temperature limitation (°C)
	For Research Use Only
	Batch code
	Use by yyyy-mm-dd
	Manufacturer

		Label - tandem	Ex -max (nm)	Em -max (nm)
P	PURE	purified material	-	-
F	FITC	FITC	488	519
R	R-PE	PE	488, 532	578
C	CyQ	PE-Cy5.18	488, 532	667
A	APC		595, 633, 635, 647	660
PC	PerCP		488, 532	678
PCC	PerCP-Cy5.5		488, 532	695

 IQ Products BV
Rozenburglaan 13a
9727 DL Groningen, The Netherlands

 +31 (0)50 57 57 000
 +31 (0)50 57 57 002
 Technical marketing@iqproducts.nl
 Orders orders@iqproducts.nl
 www.iqproducts.nl

IQ Products
bright fluorescence