

PRODUCT INFORMATION SHEET

Monoclonal antibodies detecting human antigens

Anti-HLA-E

PURE	RUO	REF	IQP-629P	▽ 100 test
Biotin	RUO	REF	IQP-629B	▽ 100 test

RUO **For Research Use Only**



Description

Clone MEM-E/07

Isotype Murine IgG1

Specificity

The antibody MEM-E/07 recognized native surface-expressed HLA-E, but not denaturated heavy chain of HLA-E. HLA-E belongs to the MHC Class I molecules (MHC Class Ib; nonclassical) and it is expressed on many types of the human cells. The published results revealed that the antibody cross-reacts with some classical MHC Class I molecules (MHC Class Ia): HLA-B7 (strongly), HLA-B8 (moderately), HLA-B27, -B44 (weakly).

Species Human

Immunogen Bacterially expressed recombinant HLA-E refolded with beta2-microglobulin and peptide.

Applications FC, IP, IHC(P). Determining optimal working dilutions by titration test.

Limitations

1. Conjugates with brighter fluorochromes, like PE and APC, will have a greater separation than those with dyes like FITC and CyQ. When populations overlap, the percentage of positive cells using a selected marker can be affected by the choice of fluorescent label.
2. Use of monoclonal antibodies in patient treatment can interfere with antigen target recognition by this reagent. This should be taken into account when samples are analyzed from patients treated in this fashion. IQ Products has not characterized the effect of the presence of therapeutic antibodies on the performance of this reagent.
3. Reagents can be used in different combinations, therefore laboratories need to become familiar performance characteristics of each antibody in relation with the combined markers in normal and abnormal samples.
4. Reagent performance can be affected by the use of anticoagulants.



Handling and Storage

Antibodies are supplied in phosphate buffered saline (PBS) with 15 mM sodium azide, approx. pH 7.4. Store the vials at 2-8°C. Monoclonal antibodies should be protected from prolonged exposure to light when conjugated with fluorochromes. Reagents are stable for the period shown on the vial label when stored properly.

Warranty

Products sold hereunder are warranted only to conform to the quantity and contents stated on the label at the time of delivery to the customer. There are no warranties, expressed or implied, which extend beyond the description on the label of the product. IQ Products is not liable for property damage, personal injury, or economic loss caused by the product.

Characterization

To ensure consistently high-quality reagents, each batch of monoclonal antibody is tested for conformance with characteristics of a standard reagent.












Warning

All products contain sodiumazide. This chemical is poisonous and hazardous. Handling should be done by trained staff only.

References

1. Sibilio L. et al., Tissue Antigens 62, 339, 2003. (Abstract 45 from the 3rd Int. Conference on HLA-G, Paris, July 2003).
 2. Palmisano GL, Contardi E, Morabito A, Gargaglione V, Ferrara GB, Pistillo MP: HLA-E surface expression is independent of the availability of HLA class I signal sequence-derived peptides in human tumor cell lines. Hum Immunol. 2005 Jan;66(1):1-12.
 3. Lo Monaco E, Tremante E, Cerboni C, Melucci E, Sibilio L, Zingoni A, Nicotra MR, Natali PG, Giacomini P: Human leukocyte antigen E contributes to protect tumor cells from lysis by natural killer cells. Neoplasia. 2011 Sep;13(9):822-30.
 4. Nachmani D, Zimmermann A, Oiknine Djian E, Weisblum Y, Livneh Y, Khanh LeVT, Galun E, Horejsi V, Isakov O, Shomron N, Wolf DG, Hengel H, Mandelboim O: MicroRNA editing facilitates immune elimination of HCMV infected cells. PLoS Pathog. 2014 Feb 27;10(2):e1003963.
-

Explanation of used symbols

	Consult instructions for use
	Catalogue number
	Sufficient for
	Caution, consult accompanying document
	Keep away from (sun)light
	Biological risks
	Temperature limitation (°C)
	For Research Use Only
	Batch code
	Use by yyyy-mm-dd
	Manufacturer

		Label - tandem	Ex -max (nm)	Em -max (nm)
P	PURE	purified material	-	-
F	FITC	FITC	488	519
R	R-PE	PE	488, 532	578
C	CyQ	PE-Cy5.18	488, 532	667
A	APC		595, 633, 635, 647	660
PC	PerCP		488, 532	678
PCC	PerCP-Cy5.5		488, 532	695



IQ Products BV
Rozenburglaan 13a
9727 DL Groningen, The Netherlands

 +31 (0)50 57 57 000
 +31 (0)50 57 57 002
 Technical marketing@iqproducts.nl
 Orders orders@iqproducts.nl
 www.iqproducts.nl

bright fluorescence