

## PRODUCT INFORMATION SHEET

### Monoclonal antibodies detecting human antigens

#### Anti-HLA-DR+DP

PURE	<span style="border: 1px solid black; padding: 2px;">RUO</span>	<span style="border: 1px solid black; padding: 2px;">REF</span>	IQP-626P	▽ 100 test
FITC	<span style="border: 1px solid black; padding: 2px;">RUO</span>	<span style="border: 1px solid black; padding: 2px;">REF</span>	IQP-626F	▽ 100 test
R-PE	<span style="border: 1px solid black; padding: 2px;">RUO</span>	<span style="border: 1px solid black; padding: 2px;">REF</span>	IQP-626R	▽ 100 test

RUO **For Research Use Only**



#### Description

**Clone** HL-38

**Isotype** Murine IgG2a

**Specificity** The antibody HL-38 recognizes common epitope on beta-chain of human HLA-DR and HLA-DP. DR and DP are the isotypes of human MHC Class II molecules expressed on antigen-presenting cells (APC; dendritic cells, B lymphocytes, monocytes, macrophages).

**Species** Human, Porcine

**Immunogen** Raji Burkitt's lymphoma cell line

**Applications** FC, IP, WB, IHC(P). Determining optimal working dilutions by titration test.

#### Limitations

1. Conjugates with brighter fluorochromes, like PE and APC, will have a greater separation than those with dyes like FITC and CyQ. When populations overlap, the percentage of positive cells using a selected marker can be affected by the choice of fluorescent label.
2. Use of monoclonal antibodies in patient treatment can interfere with antigen target recognition by this reagent. This should be taken into account when samples are analyzed from patients treated in this fashion. IQ Products has not characterized the effect of the presence of therapeutic antibodies on the performance of this reagent.
3. Reagents can be used in different combinations, therefore laboratories need to become familiar performance characteristics of each antibody in relation with the combined markers in normal and abnormal samples.
4. Reagent performance can be affected by the use of anticoagulants.



#### Handling and Storage

Antibodies are supplied in phosphate buffered saline (PBS) with 15 mM sodium azide, approx. pH 7.4. Store the vials at 2-8°C. Monoclonal antibodies should be protected from prolonged exposure to light when conjugated with fluorochromes. Reagents are stable for the period shown on the vial label when stored properly.

**Warranty** Products sold hereunder are warranted only to conform to the quantity and contents stated on the label at the time of delivery to the customer. There are no warranties, expressed or implied, which extend beyond the description on the label of the product. IQ Products is not liable for property damage, personal injury, or economic loss caused by the product.

#### Characterization

To ensure consistently high-quality reagents, each batch of monoclonal antibody is tested for conformance with characteristics of a standard reagent.












**Warning** All products contain sodiumazide. This chemical is poisonous and hazardous. Handling should be done by trained staff only.

#### References

1. Horejsi V, Nemeč M, Angelisova P, Kristofova H, Gorga JC, Hilgert I: Characterization of seven new monoclonal antibodies against human DR, DR + DP and DQ1 + DQ3 antigens. Tissue Antigens. 1986 Nov;28(5):288-97.

---

## Explanation of used symbols

	Consult instructions for use
	Catalogue number
	Sufficient for
	Caution, consult accompanying document
	Keep away from (sun)light
	Biological risks
	Temperature limitation (°C)
	For Research Use Only
	Batch code
	Use by yyyy-mm-dd
	Manufacturer

---

		<b>Label - tandem</b>	<b>Ex -max (nm)</b>	<b>Em -max (nm)</b>
P	PURE	purified material	-	-
F	FITC	FITC	488	519
R	R-PE	PE	488, 532	578
C	CyQ	PE-Cy5.18	488, 532	667
A	APC		595, 633, 635, 647	660
PC	PerCP		488, 532	678
PCC	PerCP-Cy5.5		488, 532	695

---



IQ Products BV  
Rozenburglaan 13a  
9727 DL Groningen, The Netherlands



 +31 (0)50 57 57 000  
 +31 (0)50 57 57 002  
 Technical [marketing@iqproducts.nl](mailto:marketing@iqproducts.nl)  
 Orders [orders@iqproducts.nl](mailto:orders@iqproducts.nl)  
 [www.iqproducts.nl](http://www.iqproducts.nl)

**IQ Products**  
bright fluorescence