

## PRODUCT INFORMATION SHEET

### ***IQ Lyse - Flow cytometry erythrocyte lysing solution***

**IQ Lyse**<sup>(1)</sup> RUO REF IQP-199 250 tests

RUO **For research use only**

#### **Immunofluorescence staining and lysing protocol**

IQ Lyse<sup>(1)</sup> is a flow cytometry lysing solution intended for lysing of erythrocytes. IQ Lyse is a ready to use product, which can be stored at room temperature till the given expiration date. For optimal results IQ Lyse should be used following the complete procedure as indicated below (standard procedure). A shortened method can be applied as well (also described as 'lyse-no-wash' method). Blood samples processed with IQ Lyse will appear in the reagent tube as a reddish cell suspension after lysing. The red color does not influence staining results and subsequent flow cytometry analysis.

#### **Standard IQ Lyse procedure**

1. Add antibody-conjugate to a reagent tube: 10 µl of antibody-conjugate for single reagent, or 20 µl of antibody-conjugate for dual reagent
2. Add 100 µl of EDTA- or Heparin-treated whole blood and mix well
3. Incubate for 15 minutes at room temperature in the dark
4. Add 100 µl of IQ Lyse (ready to use) and mix immediately
5. Incubate for 10 minutes at room temperature in the dark
6. Add 2 ml of demineralised water and incubate for 10 minutes in the dark
7. Centrifuge the labelled cell suspension for 2 minutes at 200xg
8. Remove supernatant and resuspend the cells in 200 µl of buffered saline
9. Analyze by flow cytometry within four hours (alternatively, the cells may be stored at 4°C for analysis the next day)

#### **Accelerated IQ Lyse procedure ('lyse-no wash')**

1. Add antibody-conjugate to a reagent tube: 10 µl of antibody-conjugate for single reagent, or 20 µl of antibody-conjugate for dual reagent
2. Add 100 µl of EDTA- or Heparin-treated whole blood and mix well
3. Incubate for 15 minutes at room temperature in the dark
4. Add 100 µl of IQ Lyse (ready to use) and mix immediately
5. Incubate for 10 minutes at room temperature in the dark
6. Add 1 ml of demineralised water
7. Analyze by flow cytometry after 10 minutes



#### **Handling and Storage**

IQ Lyse is supplied as 250 tests per vial. Store the vials at room-temperature. Reagents are stable for the period shown on the vial label when stored properly.



#### **Warranty**

Products sold hereunder are warranted only to conform to the quantity and contents stated on the label at the time of delivery to the customer. There are no warranties, expressed or implied, which extend beyond the description on the label of the product. IQ Products is not liable for property damage, personal injury, or economic loss caused by the product.

#### **Characterization**












To ensure consistently high-quality reagents, each batch of reagent is tested for conformance with characteristics of a standard reagent.



#### **Warning**

This product contains formaldehyde (<5%; X<sub>n</sub> R20/21/22, 36, 37, 38, 40, 43). This chemical is poisonous and hazardous. Handling should be done by trained staff only. The material safety data sheet (MSDS) is available on request.

#### Explanation of used symbols

	Consult instructions for use
	Catalogue number
	Sufficient for
	Caution, consult accompanying document
	Keep away from (sun)light
	Biological risks
	Temperature limitation (°C)
	For Research Use Only
	Batch code
	Use by yyyy-mm-dd
	Manufacturer

---

Distributed by:

**IQ Products BV, Rozenburglaan 13a, 9727 DL Groningen, The Netherlands**

 +31 (0)50 57 57 000     +31 (0)50 57 57 002  
 Technical [marketing@iqproducts.nl](mailto:marketing@iqproducts.nl)  
 Orders [orders@iqproducts.nl](mailto:orders@iqproducts.nl)  
 [www.iqproducts.nl](http://www.iqproducts.nl)

