

## PRODUCT INFORMATION SHEET

### Mouse Monoclonal Antibody to MAP1LC3A

Format: PURE      RUO      REF      IQP-1874P      Quantity: 0.1mg



#### Description

<b>Clone</b>	7E9E12
<b>Isotype</b>	Mouse IgG2a
<b>Specificity</b>	MAP1LC3A
<b>Alternative names</b>	LC3; LC3A; ATG8E; MAP1ALC3; MAP1BLC3
<b>Species</b>	Human
<b>Immunogen</b>	Purified recombinant fragment of human MAP1LC3A (AA: 1-121) expressed in E. Coli.
<b>Mw</b>	14.3kDa
<b>Format</b>	Purified antibody in PBS with 0.05% sodium azide

**Summary** MAP1A and MAP1B are microtubule-associated proteins which mediate the physical interactions between microtubules and components of the cytoskeleton. MAP1A and MAP1B each consist of a heavy chain subunit and multiple light chain subunits. The protein encoded by this gene is one of the light chain subunits and can associate with either MAP1A or MAP1B. Two transcript variants encoding different isoforms have been found for this gene. The expression of variant 1 is suppressed in many tumor cell lines, suggesting that may be involved in carcinogenesis.

**Applications** WB:1/500 - 1/2000; FCM:1/200 - 1/400; ELISA:1/10000

#### Limitations

1. Conjugates with brighter fluorochromes, like PE and APC, will have a greater separation than those with dyes like FITC and CyQ. When populations overlap, the percentage of positive cells using a selected marker can be affected by the choice of fluorescent label.
2. Use of monoclonal antibodies in patient treatment can interfere with antigen target recognition by this reagent. This should be taken into account when samples are analyzed from patients treated in this fashion. IQ Products has not characterized the effect of the presence of therapeutic antibodies on the performance of this reagent.
3. Reagents can be used in different combinations, therefore laboratories need to become familiar performance characteristics of each antibody in relation with the combined markers in normal and abnormal samples.
4. Reagent data performance is based on EDTA-treated blood. Reagent performance can be affected by the use of other anticoagulants.



#### Handling and Storage

Store the vials at 2-8 °C for a maximum of 2 weeks and store at -20°C for longer term storage. Monoclonal antibodies should be protected from prolonged exposure to light when conjugated with fluorochromes. Reagents are stable for the period shown on the vial label when stored properly.

#### Warranty

Products sold hereunder are warranted only to conform to the quantity and contents stated on the label at the time of delivery to the customer. There are no warranties, expressed or implied, which extend beyond the description on the label of the product. IQ Products is not liable for property damage, personal injury, or economic loss caused by the product.

## Characterization

To ensure consistently high-quality reagents, each batch of monoclonal antibody is tested for conformance with characteristics of a standard reagent.

## Warning












All products contain sodiumazide. This chemical is poisonous and hazardous. Handling should be done by trained staff only.

---

## References

1. Infect Immun. 2018 Jul 23;86(8). pii: e00134-18.
  2. Biol Cell. 2017 Oct;109(10):355-363.
- 

## Explanation of used symbols

	Consult instructions for use
	Catalogue number
	Sufficient for
	Caution, consult accompanying document
	Keep away from (sun)light
	Biological risks
	Temperature limitation (°C)
	For Research Use Only
	Batch code
	Use by yyyy-mm-dd
	Manufacturer

---

		<b>Label - tandem</b>	<b>Ex -max (nm)</b>	<b>Em -max (nm)</b>
P	PURE	purified material	-	-
F	FITC	FITC	488	519
R	R-PE	PE	488, 532	578
C	CyQ	PE-Cy5.18	488, 532	667
A	APC		595, 633, 635, 647	660
PC	PerCP		488, 532	678
PCC	PerCP-Cy5.5		488, 532	695

---



IQ Products BV  
Rozenburglaan 13a  
9727 DL Groningen, The Netherlands

 +31 (0)50 57 57 000  
 +31 (0)50 57 57 002  
 Technical [marketing@iqproducts.nl](mailto:marketing@iqproducts.nl)  
 Orders [orders@iqproducts.nl](mailto:orders@iqproducts.nl)  
 [www.iqproducts.nl](http://www.iqproducts.nl)