

PRODUCT INFORMATION SHEET

Mouse Monoclonal Antibody to NBN

Format: PURE RUO REF IQP-1833P QTY 0.1mg



Description

Clone 7E4A2
Isotype Mouse IgG2a
Specificity NBN
Alternative names ATV; NBS; P95; NBS1; AT-V1; AT-V2
Species Human, Rat

Immunogen Purified recombinant fragment of human NBN (AA: 467-615) expressed in E. Coli.

Mw 85kDa

Format Purified antibody in PBS with 0.05% sodium azide.

Summary Mutations in this gene are associated with Nijmegen breakage syndrome, an autosomal recessive chromosomal instability syndrome characterized by microcephaly, growth retardation, immunodeficiency, and cancer predisposition. The encoded protein is a member of the MRE11/RAD50 double-strand break repair complex which consists of 5 proteins. This gene product is thought to be involved in DNA double-strand break repair and DNA damage-induced checkpoint activation.

Applications ELISA: 1/10000; WB: 1/500 - 1/2000; IHC: 1/200 - 1/1000; ICC: 1/200 - 1/1000; FCM: 1/200 - 1/400.

Limitations

1. Conjugates with brighter fluorochromes, like PE and APC, will have a greater separation than those with dyes like FITC and CyQ. When populations overlap, the percentage of positive cells using a selected marker can be affected by the choice of fluorescent label.
2. Use of monoclonal antibodies in patient treatment can interfere with antigen target recognition by this reagent. This should be taken into account when samples are analyzed from patients treated in this fashion. IQ Products has not characterized the effect of the presence of therapeutic antibodies on the performance of this reagent.
3. Reagents can be used in different combinations, therefore laboratories need to become familiar performance characteristics of each antibody in relation with the combined markers in normal and abnormal samples.
4. Reagent data performance is based on EDTA-treated blood. Reagent performance can be affected by the use of other anticoagulants.



Handling and Storage

Store the vials at 2-8°C for a maximum of 2 weeks and store at -20°C for longer term storage. Monoclonal antibodies should be protected from prolonged exposure to light when conjugated with fluorochromes. Reagents are stable for the period shown on the vial label when stored properly.

Warranty

Products sold hereunder are warranted only to conform to the quantity and contents stated on the label at the time of delivery to the customer. There are no warranties, expressed or implied, which extend beyond the description on the label of the product. IQ Products is not liable for property damage, personal injury, or economic loss caused by the product.

Characterization

To ensure consistently high-quality reagents, each batch of monoclonal antibody is tested for conformance with characteristics of a standard reagent.












Warning

All products contain sodium azide. This chemical is poisonous and hazardous. Handling should be done by trained staff only.

References

- 1.Fam Cancer. 2012 Dec;11(4):595-600.
- 2.Mol Carcinog. 2011 Sep;50(9):689-96.

Explanation of used symbols

| | |
|--|--|
|  | Consult instructions for use |
|  | Catalogue number |
|  | Sufficient for |
|  | Caution, consult accompanying document |
|  | Keep away from (sun)light |
|  | Biological risks |
|  | Temperature limitation (°C) |
|  | For Research Use Only |
|  | Batch code |
|  | Use by yyyy-mm-dd |
|  | Manufacturer |

| | | Label - tandem | Ex -max (nm) | Em -max (nm) |
|-----|-------------|-----------------------|---------------------|---------------------|
| P | PURE | purified material | - | - |
| F | FITC | FITC | 488 | 519 |
| R | R-PE | PE | 488, 532 | 578 |
| C | CyQ | PE-Cy5.18 | 488, 532 | 667 |
| A | APC | | 595, 633, 635, 647 | 660 |
| PC | PerCP | | 488, 532 | 678 |
| PCC | PerCP-Cy5.5 | | 488, 532 | 695 |



IQ Products BV
Rozenburglaan 13a
9727 DL Groningen, The Netherlands

 +31 (0)50 57 57 000
 +31 (0)50 57 57 002
 Technical marketing@iqproducts.nl
 Orders orders@iqproducts.nl
 www.iqproducts.nl