

## PRODUCT INFORMATION SHEET

### Mouse Monoclonal Antibody to TTR

Format: PURE      RUO      REF      IQP-1829P      QTY      0.1mg



#### Description

**Clone** 2E10C5

**Isotype** Mouse IgG1

**Specificity** TTR

**Alternative names** CTS; CTS1; PALB; TBPA; HEL111; HsT2651

**Species** Human

**Immunogen** Purified recombinant fragment of human TTR (AA: 1-147) expressed in E. Coli.

**Mw** 15.9kDa

**Format** Purified antibody in PBS with 0.05% sodium azide

**Summary** This gene encodes transthyretin, one of the three prealbumins including alpha-1-antitrypsin, transthyretin and orosomucoid. Transthyretin is a carrier protein; it transports thyroid hormones in the plasma and cerebrospinal fluid, and also transports retinol (vitamin A) in the plasma. The protein consists of a tetramer of identical subunits. More than 80 different mutations in this gene have been reported; most mutations are related to amyloid deposition, affecting predominantly peripheral nerve and/or the heart, and a small portion of the gene mutations is non-amyloidogenic. The diseases caused by mutations include amyloidotic polyneuropathy, euthyroid hyperthyroxinaemia, amyloidotic vitreous opacities, cardiomyopathy, oculoleptomeningeal amyloidosis, meningocerebrovascular amyloidosis, carpal tunnel syndrome, etc.

**Applications** ELISA: 1/10000; WB: 1/500 - 1/2000; IHC: 1/200 - 1/1000; ICC: 1/200 - 1/1000; FCM: 1/200 - 1/400.

#### Limitations

1. Conjugates with brighter fluorochromes, like PE and APC, will have a greater separation than those with dyes like FITC and CyQ. When populations overlap, the percentage of positive cells using a selected marker can be affected by the choice of fluorescent label.
2. Use of monoclonal antibodies in patient treatment can interfere with antigen target recognition by this reagent. This should be taken into account when samples are analyzed from patients treated in this fashion. IQ Products has not characterized the effect of the presence of therapeutic antibodies on the performance of this reagent.
3. Reagents can be used in different combinations, therefore laboratories need to become familiar performance characteristics of each antibody in relation with the combined markers in normal and abnormal samples.
4. Reagent data performance is based on EDTA-treated blood. Reagent performance can be affected by the use of other anticoagulants.



#### Handling and Storage

Store the vials at 2-8°C for a maximum of 2 weeks and store at -20°C for longer term storage. Monoclonal antibodies should be protected from prolonged exposure to light when conjugated with fluorochromes. Reagents are stable for the period shown on the vial label when stored properly.

**Warranty** Products sold hereunder are warranted only to conform to the quantity and contents stated on the label at the time of delivery to the customer. There are no warranties, expressed or implied,

which extend beyond the description on the label of the product. IQ Products is not liable for property damage, personal injury, or economic loss caused by the product.

### Characterization

To ensure consistently high-quality reagents, each batch of monoclonal antibody is tested for conformance with characteristics of a standard reagent.

### Warning

All products contain sodium azide. This chemical is poisonous and hazardous. Handling should be done by trained staff only.












---

### References

1. J Biol Chem. 2013 Nov 1;288(44):31752-60.
2. Clin Exp Rheumatol. 2013 May-Jun;31(3):394-9.

---

### Explanation of used symbols

	Consult instructions for use
	Catalogue number
	Sufficient for
	Caution, consult accompanying document
	Keep away from (sun)light
	Biological risks
	Temperature limitation (°C)
	For Research Use Only
	Batch code
	Use by yyyy-mm-dd
	Manufacturer

---

		<b>Label - tandem</b>	<b>Ex -max (nm)</b>	<b>Em -max (nm)</b>
P	PURE	purified material	-	-
F	FITC	FITC	488	519
R	R-PE	PE	488, 532	578
C	CyQ	PE-Cy5.18	488, 532	667
A	APC		595, 633, 635, 647	660
PC	PerCP		488, 532	678
PCC	PerCP-Cy5.5		488, 532	695



IQ Products BV  
Rozenburglaan 13a  
9727 DL Groningen, The Netherlands

-  +31 (0)50 57 57 000
-  +31 (0)50 57 57 002
-  Technical [marketing@iqproducts.nl](mailto:marketing@iqproducts.nl)
-  Orders [orders@iqproducts.nl](mailto:orders@iqproducts.nl)
-  [www.iqproducts.nl](http://www.iqproducts.nl)