

PRODUCT INFORMATION SHEET

Mouse Monoclonal Antibody to NCAM1

Format: PURE RUO REF IQP-1827P QTY 0.1mg



Description

Clone 1F6F10

Isotype Mouse IgG1

Specificity NCAM1

Alternative names CD56; NCAM; MSK39

Species Human, Mouse

Immunogen Purified recombinant fragment of human NCAM1 (AA: 568-708) expressed in E. Coli.

Mw 94.6kDa

Format Purified antibody in PBS with 0.05% sodium azide

Summary This gene encodes a cell adhesion protein which is a member of the immunoglobulin superfamily. The encoded protein is involved in cell-to-cell interactions as well as cell-matrix interactions during development and differentiation. The encoded protein has been shown to be involved in development of the nervous system, and for cells involved in the expansion of T cells and dendritic cells which play an important role in immune surveillance. Alternative splicing results in multiple transcript variants.

Applications ELISA: 1/10000; WB: 1/500 - 1/2000; ICC: N/A; FCM: N/A; IHC: N/A.

Limitations

1. Conjugates with brighter fluorochromes, like PE and APC, will have a greater separation than those with dyes like FITC and CyQ. When populations overlap, the percentage of positive cells using a selected marker can be affected by the choice of fluorescent label.
2. Use of monoclonal antibodies in patient treatment can interfere with antigen target recognition by this reagent. This should be taken into account when samples are analyzed from patients treated in this fashion. IQ Products has not characterized the effect of the presence of therapeutic antibodies on the performance of this reagent.
3. Reagents can be used in different combinations, therefore laboratories need to become familiar performance characteristics of each antibody in relation with the combined markers in normal and abnormal samples.
4. Reagent data performance is based on EDTA-treated blood. Reagent performance can be affected by the use of other anticoagulants.



Handling and Storage

Store the vials at 2-8°C for a maximum of 2 weeks and store at -20°C for longer term storage. Monoclonal antibodies should be protected from prolonged exposure to light when conjugated with fluorochromes. Reagents are stable for the period shown on the vial label when stored properly.

Warranty Products sold hereunder are warranted only to conform to the quantity and contents stated on the label at the time of delivery to the customer. There are no warranties, expressed or implied, which extend beyond the description on the label of the product. IQ Products is not liable for property damage, personal injury, or economic loss caused by the product.

Characterization












To ensure consistently high-quality reagents, each batch of monoclonal antibody is tested for conformance with characteristics of a standard reagent.

Warning All products contain sodium azide. This chemical is poisonous and hazardous. Handling should be done by trained staff only.

References

1. J Cancer Res Clin Oncol. 2015 Oct;141(10):1859-70.
 2. Head Face Med. 2015 Feb 12;11:3.
-

Explanation of used symbols

| | |
|---|--|
|  | Consult instructions for use |
|  | Catalogue number |
|  | Sufficient for |
|  | Caution, consult accompanying document |
|  | Keep away from (sun)light |
|  | Biological risks |
|  | Temperature limitation (°C) |
|  | For Research Use Only |
|  | Batch code |
|  | Use by yyyy-mm-dd |
|  | Manufacturer |

| | | Label - tandem | Ex -max (nm) | Em -max (nm) |
|-----|-------------|-----------------------|---------------------|---------------------|
| P | PURE | purified material | - | - |
| F | FITC | FITC | 488 | 519 |
| R | R-PE | PE | 488, 532 | 578 |
| C | CyQ | PE-Cy5.18 | 488, 532 | 667 |
| A | APC | | 595, 633, 635, 647 | 660 |
| PC | PerCP | | 488, 532 | 678 |
| PCC | PerCP-Cy5.5 | | 488, 532 | 695 |



IQ Products BV
Rozenburglaan 13a
9727 DL Groningen, The Netherlands

 +31 (0)50 57 57 000
 +31 (0)50 57 57 002
 Technical marketing@iqproducts.nl
 Orders orders@iqproducts.nl
 www.iqproducts.nl