

PRODUCT INFORMATION SHEET

Mouse Monoclonal Antibody to NKX3A

Format: PURE RUO REF IQP-1379P Volume: 0.1ml



Description

Clone	4H4
Isotype	Mouse IgG2b
Specificity	NKX3A
Alternative names	NKX3; BAPX2; NKX3A; NKX3.1; NKX3-1
Species	Human
Immunogen	Purified recombinant fragment of human NKX3A expressed in E. Coli.
Mw	26.3kDa
Format	Ascitic fluid containing 0.03% sodium azide.

Summary Nkx3.1 is a transcription factor that may play an important role in regulating proliferation of glandular epithelium and in the formation of ducts in the prostate. It has been thought to be one of the target genes of the 8p21 loss of heterozygosity, common in prostate cancer. But neither disruption of the coding region of the gene, nor mutations have been found in prostate cancer.

Applications Western Blotting: 1/500 - 1/2000. Immunohistochemistry: 1/200 - 1/1000. Flow cytometry: 1/200 - 1/400. ELISA: Propose dilution 1/10000. Not yet tested in other applications. Determining optimal working dilutions by titration test.

Limitations

1. Conjugates with brighter fluorochromes, like PE and APC, will have a greater separation than those with dyes like FITC and CyQ. When populations overlap, the percentage of positive cells using a selected marker can be affected by the choice of fluorescent label.
2. Use of monoclonal antibodies in patient treatment can interfere with antigen target recognition by this reagent. This should be taken into account when samples are analyzed from patients treated in this fashion. IQ Products has not characterized the effect of the presence of therapeutic antibodies on the performance of this reagent.
3. Reagents can be used in different combinations, therefore laboratories need to become familiar performance characteristics of each antibody in relation with the combined markers in normal and abnormal samples.
4. Reagent data performance is based on EDTA-treated blood. Reagent performance can be affected by the use of other anticoagulants.



Handling and Storage

Antibodies are supplied in 0.01 M sodium phosphate, 0.15 M NaCl; pH 7.3, 0.03% sodiumazide (NaN₃) or as ascitic fluid containing 0.03% sodiumazide. Store the vials at 2-8 °C for a maximum of 2 weeks and store at -20°C for longer term storage. Monoclonal antibodies should be protected from prolonged exposure to light when conjugated with fluorochromes. Reagents are stable for the period shown on the vial label when stored properly.

Warranty

Products sold hereunder are warranted only to conform to the quantity and contents stated on the label at the time of delivery to the customer. There are no warranties, expressed or implied, which extend beyond the description on the label of the product. IQ Products is not liable for property damage, personal injury, or economic loss caused by the product.

Characterization














To ensure consistently high-quality reagents, each batch of monoclonal antibody is tested for conformance with characteristics of a standard reagent. Representative flow cytometric data is included in this data sheet.

Warning

All products contain sodiumazide. This chemical is poisonous and hazardous. Handling should be done by trained staff only.

-
- References**
1. Exp Mol Med. 2006 Dec 31;38(6):625-33.
 2. Exp Biol Med (Maywood). 2008 Mar;233(3):297-309.
 3. Mol Biol Rep. 2010 Mar;37(3):1505-12.
-

Explanation of used symbols

	Consult instructions for use
	Catalogue number
	Sufficient for
	Caution, consult accompanying document
	Keep away from (sun)light
	Biological risks
	Temperature limitation (°C)
	For Research Use Only
	Batch code
	Use by yyyy-mm-dd
	Manufacturer
	Authorized Representative in the European Community
	Conformité Européenne (European Conformity)

		Label - tandem	Ex -max (nm)	Em -max (nm)
P	PURE	purified material	-	-
F	FITC	FITC	488	519
R	R-PE	PE	488, 532	578
C	CyQ	PE-Cy5.18	488, 532	667
A	APC		595, 633, 635, 647	660
PC	PerCP		488, 532	678
PCC	PerCP-Cy5.5		488, 532	695



IQ Products BV
Rozenburglaan 13a
9727 DL Groningen, The Netherlands

 +31 (0)50 57 57 000
 +31 (0)50 57 57 002
 Technical marketing@iqproducts.nl
 Orders orders@iqproducts.nl
 www.iqproducts.nl