

PRODUCT INFORMATION SHEET

Mouse Monoclonal Antibody to FES

Format: PURE RUO REF IQP-1363P Volume: 0.1ml



Description

Clone	5A11G5
Isotype	Mouse IgG1
Specificity	FES
Alternative names	FPS
Species	Human
Immunogen	Purified recombinant fragment of FES expressed in E. Coli.
Mw	
Format	Ascitic fluid containing 0.03% sodium azide.

Summary FES (feline sarcoma oncogene) and Fer are the only two members of a unique family of cytoplasmic protein tyrosine kinases. FES and Fer contain a central Src homology-2 (SH2) domain and a carboxy-terminal tyrosine kinase catalytic domain. They are structurally distinguished from other members of cytoplasmic protein tyrosine kinase subfamilies by the presence of amino-terminal Fer/CIP4 homology and coiled-coil domains. FES was originally identified as an oncogene from avian and feline retroviruses. Human c-Fes has been implicated in myeloid, vascular endothelial and neuronal cell differentiation. FES has tyrosine-specific protein kinase activity and that activity is required for maintenance of cellular transformation. Mutations may activate the FES kinase and thereby contribute to cancer. However, recent data strongly suggests that the c-FES protein-tyrosine kinase is a tumor suppressor rather than a dominant oncogene in colorectal cancer.

Applications Western Blotting: 1/500 - 1/2000.ELISA: Propose dilution 1/10000.Not yet tested in other applications.Determining optimal working dilutions by titration test.

Limitations

1. Conjugates with brighter fluorochromes, like PE and APC, will have a greater separation than those with dyes like FITC and CyQ. When populations overlap, the percentage of positive cells using a selected marker can be affected by the choice of fluorescent label.
2. Use of monoclonal antibodies in patient treatment can interfere with antigen target recognition by this reagent. This should be taken into account when samples are analyzed from patients treated in this fashion. IQ Products has not characterized the effect of the presence of therapeutic antibodies on the performance of this reagent.
3. Reagents can be used in different combinations, therefore laboratories need to become familiar performance characteristics of each antibody in relation with the combined markers in normal and abnormal samples.
4. Reagent data performance is based on EDTA-treated blood. Reagent performance can be affected by the use of other anticoagulants.



Handling and Storage

Antibodies are supplied in 0.01 M sodium phosphate, 0.15 M NaCl; pH 7.3, 0.03% sodiumazide (NaN₃) or as ascetic fluid containing 0.03% sodiumazide. Store the vials at 2-8 °C for a maximum of 2 weeks and store at -20°C for longer term storage. Monoclonal antibodies should be protected from prolonged exposure to light when conjugated with fluorochromes. Reagents are stable for the period shown on the vial label when stored properly.

Warranty Products sold hereunder are warranted only to conform to the quantity and contents stated on the label at the time of delivery to the customer. There are no warranties, expressed or implied, which extend beyond the description on the label of the product. IQ Products is not liable for property damage, personal injury, or economic loss caused by the product.














Characterization

To ensure consistently high-quality reagents, each batch of monoclonal antibody is tested for conformance with characteristics of a standard reagent. Representative flow cytometric data is included in this data sheet.

Warning All products contain sodiumazide. This chemical is poisonous and hazardous. Handling should be done by trained staff only.

References 1. Delfino FJ. Stevenson H. Smithgall TE. J Biol Chem. 2006, Mar 31, 281(13): 8829-35. Epub 2006 Feb 2.
2. Durfee WK. Rivard A. J Biomech Eng. 2005, Nov, 127(6):1014-9.
3. Vitenzon AS. Mironov EM. Petrushanskaya KA. Neurosci Behav Physiol. 2005, Sep, 3

Explanation of used symbols

	Consult instructions for use
	Catalogue number
	Sufficient for
	Caution, consult accompanying document
	Keep away from (sun)light
	Biological risks
	Temperature limitation (°C)
	For Research Use Only
	Batch code
	Use by yyyy-mm-dd
	Manufacturer
	Authorized Representative in the European Community
	Conformité Européenne (European Conformity)

		Label - tandem	Ex -max (nm)	Em -max (nm)
P	PURE	purified material	-	-
F	FITC	FITC	488	519
R	R-PE	PE	488, 532	578
C	CyQ	PE-Cy5.18	488, 532	667
A	APC		595, 633, 635, 647	660
PC	PerCP		488, 532	678
PCC	PerCP-Cy5.5		488, 532	695



IQ Products BV
Rozenburglaan 13a
9727 DL Groningen, The Netherlands

 +31 (0)50 57 57 000
 +31 (0)50 57 57 002
 Technical marketing@iqproducts.nl
 Orders orders@iqproducts.nl
 www.iqproducts.nl