

## PRODUCT INFORMATION SHEET

### Mouse Monoclonal Antibody to KI67

Format: PURE      RUO      REF      IQP-1349P      Volume: 100µl



#### Description

<b>Clone</b>	9C12B2
<b>Isotype</b>	Mouse IgG1
<b>Specificity</b>	KI67
<b>Alternative names</b>	KIA; Ki-67; MKI67
<b>Species</b>	Human
<b>Immunogen</b>	Purified recombinant fragment of Ki167 (aa3118-3256) expressed in E. Coli.
<b>Mw</b>	N/A
<b>Format</b>	Ascitic fluid containing 0.03% sodium azide.

**Summary**      Ki67: antigen identified by monoclonal antibody Ki-67. Ki67 antigen is the prototypic cell cycle related nuclear protein, expressed by proliferating cells in all phases of the active cell cycle (G1, S, G2 and M phase). It is absent in resting (G0) cells. Ki67 antibodies are useful in establishing the cell growing fraction in neoplasms (immunohistochemically quantified by determining the number of Ki67 positive cells among the total number of resting cells = Ki67 index). In neoplastic tissues the prognostic value is comparable to the tritiated thymidine labelling index. The correlation between low Ki67 index and histologically low grade tumours is strong. Ki67 is routinely used as a neuronal marker of cell cycling and proliferation.

**Applications**      ELISA: 1/10000; WB: 1/500 - 1/2000

#### Limitations

1. Conjugates with brighter fluorochromes, like PE and APC, will have a greater separation than those with dyes like FITC and CyQ. When populations overlap, the percentage of positive cells using a selected marker can be affected by the choice of fluorescent label.
2. Use of monoclonal antibodies in patient treatment can interfere with antigen target recognition by this reagent. This should be taken into account when samples are analyzed from patients treated in this fashion. IQ Products has not characterized the effect of the presence of therapeutic antibodies on the performance of this reagent.
3. Reagents can be used in different combinations, therefore laboratories need to become familiar performance characteristics of each antibody in relation with the combined markers in normal and abnormal samples.
4. Reagent data performance is based on EDTA-treated blood. Reagent performance can be affected by the use of other anticoagulants.



#### Handling and Storage

Store the vials at 2-8 °C for a maximum of 2 weeks and store at -20°C for longer term storage. Monoclonal antibodies should be protected from prolonged exposure to light when conjugated with fluorochromes. Reagents are stable for the period shown on the vial label when stored properly.

**Warranty** Products sold hereunder are warranted only to conform to the quantity and contents stated on the label at the time of delivery to the customer. There are no warranties, expressed or implied, which extend beyond the description on the label of the product. IQ Products is not liable for property damage, personal injury, or economic loss caused by the product.

**Characterization**

To ensure consistently high-quality reagents, each batch of monoclonal antibody is tested for conformance with characteristics of a standard reagent.

**Warning**

All products contain sodiumazide. This chemical is poisonous and hazardous. Handling should be done by trained staff only.












---

**References**

- 1.Folia Histochem Cytobiol. 2007;45(4):357-66.
- 2.Tumori. 2008 May-Jun;94(3):389-97.

---

**Explanation of used symbols**

-  Consult instructions for use
-  Catalogue number
-  Sufficient for
-  Caution, consult accompanying document
-  Keep away from (sun)light
-  Biological risks
-  Temperature limitation (°C)
-  For Research Use Only
-  Batch code
-  Use by yyyy-mm-dd
-  Manufacturer

---

		<b>Label - tandem</b>	<b>Ex -max (nm)</b>	<b>Em -max (nm)</b>
P	PURE	purified material	-	-
F	FITC	FITC	488	519
R	R-PE	PE	488, 532	578
C	CyQ	PE-Cy5.18	488, 532	667
A	APC		595, 633, 635, 647	660
PC	PerCP		488, 532	678
PCC	PerCP-Cy5.5		488, 532	695



**IQ Products BV**  
Rozenburglaan 13a  
9727 DL Groningen, The Netherlands

-  +31 (0)50 57 57 000
-  +31 (0)50 57 57 002
-  Technical [marketing@iqproducts.nl](mailto:marketing@iqproducts.nl)
-  Orders [orders@iqproducts.nl](mailto:orders@iqproducts.nl)
-  [www.iqproducts.nl](http://www.iqproducts.nl)