

PRODUCT INFORMATION SHEET

Mouse Monoclonal Antibody to NTRK3

Format: PURE RUO REF IQP-1319P Volume: 0.1ml

|  Description | |
|---|--|
| Clone | 4G5 |
| Isotype | Mouse IgG1 |
| Specificity | NTRK3 |
| Alternative names | TRKC; gp145(trkC) |
| Species | Human |
| Immunogen | Purified recombinant extracellular fragment of human NTRK3 (aa32-429) fused with hIgGfc tag expressed in HEK293 cells. |
| Mw | 94kDa |
| Format | Ascitic fluid containing 0.03% sodium azide. |
| Summary | NTRK3 (neurotrophic tyrosine kinase, receptor, type 3), it is a member of the neurotrophic tyrosine receptor kinase (NTRK) family and plays an important role in the development and maintenance of neural tissues. This kinase is a membrane-bound receptor that, upon neurotrophin binding, phosphorylates itself and members of the MAPK pathway. Signalling through this kinase leads to cell differentiation and may play a role in the development of proprioceptive neurons that sense body position. Mutations in this gene have been associated with medulloblastomas, secretory breast carcinomas and other cancers. |
| Applications | Western Blotting: 1/500 - 1/2000.ELISA: Propose dilution 1/10000.Not yet tested in other applications.Determining optimal working dilutions by titration test. |
| Limitations | <ol style="list-style-type: none">1. Conjugates with brighter fluorochromes, like PE and APC, will have a greater separation than those with dyes like FITC and CyQ. When populations overlap, the percentage of positive cells using a selected marker can be affected by the choice of fluorescent label.2. Use of monoclonal antibodies in patient treatment can interfere with antigen target recognition by this reagent. This should be taken into account when samples are analyzed from patients treated in this fashion. IQ Products has not characterized the effect of the presence of therapeutic antibodies on the performance of this reagent.3. Reagents can be used in different combinations, therefore laboratories need to become familiar performance characteristics of each antibody in relation with the combined markers in normal and abnormal samples.4. Reagent data performance is based on EDTA-treated blood. Reagent performance can be affected by the use of other anticoagulants. |



Handling and Storage

Antibodies are supplied in 0.01 M sodium phosphate, 0.15 M NaCl; pH 7.3, 0.03% sodiumazide (NaN₃) or as ascetic fluid containing 0.03% sodiumazide. Store the vials at 2-8 °C for a maximum of 2 weeks and store at -20°C for longer term storage. Monoclonal antibodies should be protected from prolonged exposure to light when conjugated with fluorochromes. Reagents are stable for the period shown on the vial label when stored properly.

Warranty Products sold hereunder are warranted only to conform to the quantity and contents stated on the label at the time of delivery to the customer. There are no warranties, expressed or implied, which extend beyond the description on the label of the product. IQ Products is not liable for property damage, personal injury, or economic loss caused by the product.














Characterization

To ensure consistently high-quality reagents, each batch of monoclonal antibody is tested for conformance with characteristics of a standard reagent. Representative flow cytometric data is included in this data sheet.

Warning All products contain sodiumazide. This chemical is poisonous and hazardous. Handling should be done by trained staff only.

References 1. BMC Cancer. 2007 Oct 31;7:202.
2. J Pathol. 2002 Aug;197(5):661-7.

Explanation of used symbols

| | |
|---|---|
|  | Consult instructions for use |
|  | Catalogue number |
|  | Sufficient for |
|  | Caution, consult accompanying document |
|  | Keep away from (sun)light |
|  | Biological risks |
|  | Temperature limitation (°C) |
|  | For Research Use Only |
|  | Batch code |
|  | Use by yyyy-mm-dd |
|  | Manufacturer |
|  | Authorized Representative in the European Community |
|  | Conformité Européenne (European Conformity) |

| | | Label - tandem | Ex -max (nm) | Em -max (nm) |
|-----|-------------|-----------------------|---------------------|---------------------|
| P | PURE | purified material | - | - |
| F | FITC | FITC | 488 | 519 |
| R | R-PE | PE | 488, 532 | 578 |
| C | CyQ | PE-Cy5.18 | 488, 532 | 667 |
| A | APC | | 595, 633, 635, 647 | 660 |
| PC | PerCP | | 488, 532 | 678 |
| PCC | PerCP-Cy5.5 | | 488, 532 | 695 |



IQ Products BV
Rozenburglaan 13a
9727 DL Groningen, The Netherlands

 +31 (0)50 57 57 000
 +31 (0)50 57 57 002
 Technical marketing@iqproducts.nl
 Orders orders@iqproducts.nl
 www.iqproducts.nl