

PRODUCT INFORMATION SHEET

Mouse Monoclonal Antibody to MAP2K4

Format: PURE RUO REF IQP-1085P Volume: 0.1ml

 Description	
Clone	2D10D8,4G11B2,2D10C4,2D10C3
Isotype	Mouse Ig M
Specificity	MAP2K4
Alternative names	MAP2K4
Species	Human
Immunogen	Purified recombinant fragment of MAP2K4 expressed in E. Coli.
Mw	
Format	Ascitic fluid containing 0.03% sodium azide.
Summary	<p>MAP2K4(mitogen-activated protein kinase kinase 4), which is located on chromosome 17p11.2, with 399-amino acid protein (about 45 kDa), belongs to the family of protein kinases located upstream of the MAP kinases and responsible for their activation has been identified. MEK-4 (also called MEK4/MKK4) activates both p38 and JNK MAP kinases.</p> <p>MKK4 is a central mediator in the stress activated protein kinase signaling pathway that responds to a number of cellular and environmental stressors. By phosphorylating MAP kinases such as JNK,MKK4 can ultimately transmit stress signals to nuclear transcription factors that mediate various processes including proliferation, apoptosis, and differentiation. Its distinct biological functions have been identified for MKK4 including a role in development, hepatogenesis, and metastasis suppression.</p>
Applications	Immunohistochemistry: 1/200 - 1/1000.ELISA: Propose dilution 1/10000.Not yet tested in other applications.Determining optimal working dilutions by titration test.
Limitations	<ol style="list-style-type: none">1. Conjugates with brighter fluorochromes, like PE and APC, will have a greater separation than those with dyes like FITC and CyQ. When populations overlap, the percentage of positive cells using a selected marker can be affected by the choice of fluorescent label.2. Use of monoclonal antibodies in patient treatment can interfere with antigen target recognition by this reagent. This should be taken into account when samples are analyzed from patients treated in this fashion. IQ Products has not characterized the effect of the presence of therapeutic antibodies on the performance of this reagent.3. Reagents can be used in different combinations, therefore laboratories need to become familiar performance characteristics of each antibody in relation with the combined markers in normal and abnormal samples.4. Reagent data performance is based on EDTA-treated blood. Reagent performance can be affected by the use of other anticoagulants.



Handling and Storage

Antibodies are supplied in 0.01 M sodium phosphate, 0.15 M NaCl; pH 7.3, 0.03% sodiumazide (NaN₃) or as ascetic fluid containing 0.03% sodiumazide. Store the vials at 2-8 °C for a maximum of 2 weeks and store at -20°C for longer term storage. Monoclonal antibodies should be protected from prolonged exposure to light when conjugated with fluorochromes. Reagents are stable for the period shown on the vial label when stored properly.

Warranty Products sold hereunder are warranted only to conform to the quantity and contents stated on the label at the time of delivery to the customer. There are no warranties, expressed or implied, which extend beyond the description on the label of the product. IQ Products is not liable for property damage, personal injury, or economic loss caused by the product.














Characterization

To ensure consistently high-quality reagents, each batch of monoclonal antibody is tested for conformance with characteristics of a standard reagent. Representative flow cytometric data is included in this data sheet.

Warning All products contain sodiumazide. This chemical is poisonous and hazardous. Handling should be done by trained staff only.

-
- References**
1. Crews, C.M, et al. 1992. Science. 258: 478-480.
 2. Cuenda A. 2000. Int. J. Biochem. Cell Biol, 32: 581-587.
 3. Kim H. L, Vander Griend D. J, Yang X, et al. 2001.Cancer Res. 61: 2833-2837.
-

Explanation of used symbols

	Consult instructions for use
	Catalogue number
	Sufficient for
	Caution, consult accompanying document
	Keep away from (sun)light
	Biological risks
	Temperature limitation (°C)
	For Research Use Only
	Batch code
	Use by yyyy-mm-dd
	Manufacturer
	Authorized Representative in the European Community
	Conformité Européenne (European Conformity)

		Label - tandem	Ex -max (nm)	Em -max (nm)
P	PURE	purified material	-	-
F	FITC	FITC	488	519
R	R-PE	PE	488, 532	578
C	CyQ	PE-Cy5.18	488, 532	667
A	APC		595, 633, 635, 647	660
PC	PerCP		488, 532	678
PCC	PerCP-Cy5.5		488, 532	695

 IQ Products BV
Rozenburglaan 13a
9727 DL Groningen, The Netherlands

 +31 (0)50 57 57 000
 +31 (0)50 57 57 002
 Technical marketing@iqproducts.nl
 Orders orders@iqproducts.nl
 www.iqproducts.nl