

PRODUCT INFORMATION SHEET

Mouse Monoclonal Antibody to Lck

Format: PURE RUO REF IQP-1072P Volume: 0.1ml



Description

Clone	8E5F9, 4B2C7
Isotype	Mouse IgG2a
Specificity	Lck
Alternative names	YT16; p56lck; pp58lck
Species	Human
Immunogen	Purified recombinant fragment of human Lck expressed in E. Coli.
Mw	56kDa
Format	Ascitic fluid containing 0.03% sodium azide.

Summary Lck (lymphocyte-specific protein tyrosine kinase), with 509-amino acid protein (about 56kDa), belongs to the Src non-receptor tyrosine kinases family. By virtue of common structural motifs, the Src family is composed of nine members in vertebrates, including Src, Yes, Fgr, Frk, Fyn, Lyn, Hck, Lck and Blk. Lck is expressed predominantly in T cells and is localized to the inner surface of the plasma membrane. Lck is activated after T cell stimulation and is required for T-cell proliferation and IL-2 production. Aberrant expression or activation of Lck kinase has been reported in both lymphoid and nonlymphoid malignancies. In addition, inhibition of Lck has been a target to prevent lymphocyte activation and acute rejection.

Applications Western Blotting: 1/500 - 1/2000.ELISA: Propose dilution 1/10000.Not yet tested in other applications.Determining optimal working dilutions by titration test.

Limitations

1. Conjugates with brighter fluorochromes, like PE and APC, will have a greater separation than those with dyes like FITC and CyQ. When populations overlap, the percentage of positive cells using a selected marker can be affected by the choice of fluorescent label.
2. Use of monoclonal antibodies in patient treatment can interfere with antigen target recognition by this reagent. This should be taken into account when samples are analyzed from patients treated in this fashion. IQ Products has not characterized the effect of the presence of therapeutic antibodies on the performance of this reagent.
3. Reagents can be used in different combinations, therefore laboratories need to become familiar performance characteristics of each antibody in relation with the combined markers in normal and abnormal samples.
4. Reagent data performance is based on EDTA-treated blood. Reagent performance can be affected by the use of other anticoagulants.



Handling and Storage

Antibodies are supplied in 0.01 M sodium phosphate, 0.15 M NaCl; pH 7.3, 0.03% sodiumazide (NaN₃) or as ascetic fluid containing 0.03% sodiumazide. Store the vials at 2-8 °C for a maximum of 2 weeks and store at -20°C for longer term storage. Monoclonal antibodies should be protected from prolonged exposure to light when conjugated with fluorochromes. Reagents are stable for the period shown on the vial label when stored properly.

Warranty

Products sold hereunder are warranted only to conform to the quantity and contents stated on the label at the time of delivery to the customer. There are no warranties, expressed or implied, which extend beyond the description on the label of the product. IQ Products is not liable for property damage, personal injury, or economic loss caused by the product.

Characterization














To ensure consistently high-quality reagents, each batch of monoclonal antibody is tested for conformance with characteristics of a standard reagent. Representative flow cytometric data is included in this data sheet.

Warning

All products contain sodiumazide. This chemical is poisonous and hazardous. Handling should be done by trained staff only.

-
- References**
1. Mingjian Shi, John C. Cooper, Chao-Lan Yu. Mol. Cancer Res., Jan 2006; 4: 39-45
 2. Robert F. Stachlewitz, Michelle A. Hart, Brian Bettencourt. J. Pharmacol. Exp. Ther., Oct 2005; 315: 36-41.
 3. Ibrahim Y. Hawash, Kamala P. Kesavan, Anthony I. Magee. J
-

Explanation of used symbols

	Consult instructions for use
	Catalogue number
	Sufficient for
	Caution, consult accompanying document
	Keep away from (sun)light
	Biological risks
	Temperature limitation (°C)
	For Research Use Only
	Batch code
	Use by yyyy-mm-dd
	Manufacturer
	Authorized Representative in the European Community
	Conformité Européenne (European Conformity)

		Label - tandem	Ex -max (nm)	Em -max (nm)
P	PURE	purified material	-	-
F	FITC	FITC	488	519
R	R-PE	PE	488, 532	578
C	CyQ	PE-Cy5.18	488, 532	667
A	APC		595, 633, 635, 647	660
PC	PerCP		488, 532	678
PCC	PerCP-Cy5.5		488, 532	695



IQ Products BV

Rozenburglaan 13a
9727 DL Groningen, The Netherlands

 +31 (0)50 57 57 000
 +31 (0)50 57 57 002
 Technical marketing@iqproducts.nl
 Orders orders@iqproducts.nl
 www.iqproducts.nl